

2020 Presidential General Election Results



Note: The Google advertisement links below may advocate political positions that this site does not endorse.

	Presidential Candidate	Vice Presidential Candidate	Political Party	Popular Vote		Electoral Vote	
				Count	Percentage	Count	Percentage
	Joseph R. Biden, Jr.	Kamala D. Harris	Democratic	81,286,365	51.26%	306	56.9%
	Donald J. Trump	Michael R. Pence	Republican	74,225,845	46.80%	232	43.1%
	Dr. Jo Jorgensen	Jeremy 'Spike' Cohen	Libertarian	1,865,616	1.18%	0	0.0%
	Howie Hawkins	Angela Nicole Walker	Green	406,687	0.26%	0	0.0%
	Write-in	-	-	337,723	0.21%	0	0.0%
	Rocky de la Fuente	Darcy G. Richardson	Alliance	88,258	0.06%	0	0.0%
	Gloria La Riva	Sunil Freeman	Socialism and Liberation	85,780	0.05%	0	0.0%
	Kanye West	Michelle Tidball	Independent	71,079	0.04%	0	0.0%
	Donald L. Blankenship	William Mohr	Constitution	60,124	0.04%	0	0.0%
	Brock Pierce	Karla Ballard	Independent	49,802	0.03%	0	0.0%
	Brian Carroll	Amar Patel	American Solidarity	40,652	0.03%	0	0.0%
	None of These Candidates	-	-	14,079	0.01%	0	0.0%
	Jade Simmons	Claudelia J. Roze	Independent	7,273	0.00%	0	0.0%
	Alyson Kennedy	Malcolm M. Jarrett	Socialist Workers	6,805	0.00%	0	0.0%
	Bill Hammons	Eric Bodenstab	Unity	6,649	0.00%	0	0.0%
	Jerry Segal	John de Graaf	Bread and Roses	5,949	0.00%	0	0.0%
	Dario Hunter	Dawn Neptune Adams	Progressive	5,408	0.00%	0	0.0%
	Phil Collins	Billy Joe Parker	Prohibition	4,858	0.00%	0	0.0%
	James Janos	Cynthia McKinney	Green AK	3,308	0.00%	0	0.0%
	Mark Charles	Adrian Wallace	Independent	3,145	0.00%	0	0.0%
	Joe McHugh	Liz Storm	Independent	2,843	0.00%	0	0.0%
	Sheila 'Samm' Tittle	John Wagner	Independent	1,806	0.00%	0	0.0%
	C. L. Gammon	Phil Collins	Independent	1,475	0.00%	0	0.0%
	John Richard Myers	Tiara Suzanne Lusk	Life & Liberty	1,372	0.00%	0	0.0%
	Tom Hoefling	Andy Prior	Independent	1,325	0.00%	0	0.0%
	Eric Boddie	Eric Stoneham	Independent	1,321	0.00%	0	0.0%
	H. Brooke Paige	Thomas Witman	Independent	1,175	0.00%	0	0.0%
	Christopher LaFontaine	Michael Speed	Independent	856	0.00%	0	0.0%
	Kyle Kenley Kopitke	Taja Iwanow	Independent American	816	0.00%	0	0.0%
	Ricki Sue King	Dayna R. Chandler	Independent	546	0.00%	0	0.0%
	Princess Khadijah Jacob-F	Khadijah Maryam Jacob Sr.	Independent	505	0.00%	0	0.0%

	Map Key <table border="1"> <tr> <td>> 40%</td> <td></td> <td></td> </tr> <tr> <td>> 50%</td> <td></td> <td></td> </tr> <tr> <td>> 60%</td> <td></td> <td></td> </tr> <tr> <td>> 70%</td> <td>-</td> <td>-</td> </tr> <tr> <td>> 90%</td> <td></td> <td>-</td> </tr> </table>	> 40%			> 50%			> 60%			> 70%	-	-	> 90%		-	Turnout 		
> 40%																			
> 50%																			
> 60%																			
> 70%	-	-																	
> 90%		-																	

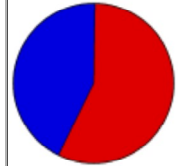
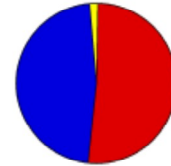
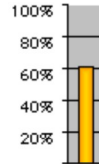
	Presidential Candidate	Vice Presidential Candidate	Political Party	Popular Vote		Electoral Vote	
<input type="checkbox"/>	Blake Huber	Frank Atwood	Approval Voting	409	0.00%	0	0.0%
<input type="checkbox"/>	Joseph Kishore	Norissa Santa Cruz	Socialist Equality	356	0.00%	0	0.0%
<input type="checkbox"/>	Richard Duncan	Mitch Bupp	Independent	213	0.00%	0	0.0%
<input type="checkbox"/>	Jordan Scott	Jennifer Tepool	Independent	175	0.00%	0	0.0%
<input type="checkbox"/>	Gary Swing	Dave Olszta	Independent	141	0.00%	0	0.0%
<input type="checkbox"/>	Keith McCormic	Sam Blasiak	Independent	126	0.00%	0	0.0%
<input type="checkbox"/>	Zac Scalf	Matthew Lyda	Independent	29	0.00%	0	0.0%
	Total			158,590,894		538	



Map Key

> 40%	■	■
> 50%	■	■
> 60%	■	■
> 70%	-	-
> 90%	■	-

Turnout



Maps

[Elect Vote](#)

[Counties](#)

[2016](#)

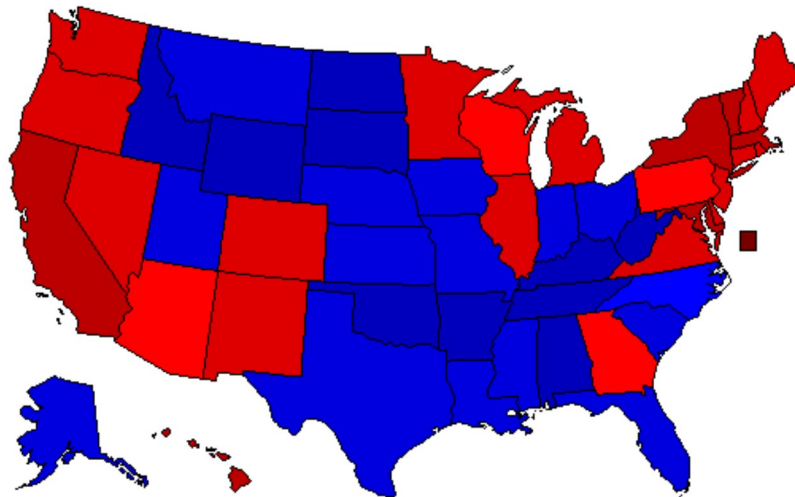
[Home St.](#)

[Democrat](#)

[Republican](#)

[Swing](#)

[Trend](#)



Data and Statistics:

- [Popular Vote State-Level Data \(Table\)](#)
- [Popular Vote State-Level Data \(Graphs\)](#)
- [Voter Turnout State-Level Data](#)
- [Electoral Vote State-Level Data](#)
- [Election 2020 Statistics](#)
- [Purchase Detailed Data](#)
- [Compare National Data by Year \(Table\)](#)
- [Compare National Data by Year \(Graphs\)](#)
- [Compare National Maps by Year](#)
- [National JavaCompare!](#)
- [Data Sources for Popular Vote](#)

Election Tools for 2020

- [Electoral College Calculator for 2020](#)
- [Blog Interactive Map Widget Code for This Contest \(uselectionatlas.org Weblogs\)](#)

Results for an Individual State:

-

[< 2016](#)